


## Model #1190 & #1195 Ready Ref



- ✓ **Small & Lightweight**  
3.8" Wide x 2.4" High x 1" Deep  
4.7 ounces
- ✓ **9-Volt Battery Included**  
10,000-cycle battery life
- ✓ **Microprocessor Circuit**  
Accurate to within .001 seconds
- ✓ **Secure 2" Belt Loop**



- ✓ **Rain Case Included**



- ✓ **Lifetime Warranty**  
Guaranteed to operate reliably for as long as you own it. Simply return Ready Ref with \$13 for return shipping, and we repair it free.

## To Order

Ready Ref is manufactured, sold, and serviced directly from our factory in Marietta, Ohio. Order online or call toll-free, Monday through Friday, 8:00 a.m. to 5:00 p.m. EDT. We are often available before and after office hours. Call us anytime.

Telephone orders placed using a credit card are shipped within 24 hours via USPS Priority Mail. Mail-in orders with a check or money order are shipped within 24 hours.

**Model 1190 (Silent).....\$89.00**

**Model 1195 (Audible with Silent switch).... \$99.00**

**Shipping & Handling.....\$13.00**

*Ohio residents add 7.25% sales tax*

**Order Online**

[www.ready-ref.com](http://www.ready-ref.com)


or

**1-800-223-5395**



**Grimm**<sup>™</sup>

Grimm Scientific Industries, Inc. TEL: 800-223-5395  
P.O. Box 2143 FAX: 740-374-5745  
Marietta, OH 45750 EMAIL: [grimm@ee.net](mailto:grimm@ee.net)



**READY REF**<sup>™</sup>

**The Officials' Standard  
for On-Field Timing**




**Model 1190 & 1195  
Universal Timer**

- ✓ Allows you to concentrate on your responsibilities without the distraction of checking a wrist watch
- ✓ Gives teams the fairness of timing intervals permitted by rule and develops a nice, even flow to the game
- ✓ Silent vibrator provides discreet notification with pre-warning signals. Model 1195 also includes audible buzzer with switch.

[www.ready-ref.com](http://www.ready-ref.com)

# Operation

Remove two screws and back cover of Ready Ref for access to selector switch



(switch factory set with all positions "off")

## Selector Switch Position Chart

Model	Sport	Assoc.	1	2	3	4	5	6
1128	Football	NCAA & NFHS	On	Off	Off	Off	Off	Off
1132	Football	NCAA	Off	Off	Off	Off	Off	On
1140	Baseball	NCAA	Off	Off	Off	On	Off	Off
1141	Baseball	NFHS	Off	Off	On	Off	Off	Off
1145	Softball	NCAA	Off	On	Off	Off	Off	Off
1150	Lacrosse	NFHS	Off	Off	Off	Off	On	Off

## Timing Chart

Model	"○" 2-Sec. Pre-warn Vibration	"○" 5-Sec. Final Vibration	"●" 2-Sec. Pre-warn Vibration	"●" 5-Sec. Final Vibration
1128	@ 15 Sec.	@ 20 Sec.	@ 30 Sec.	@ 35 Sec.
1132	@ 15 Sec.	@ 20 Sec.	@ 25 & 30 Sec.	@ 35 Sec.
1140	@ 15 Sec.	@ 20 Sec.	@ 90 Sec.	@ 120 Sec.
1141	@ 15 Sec.	@ 20 Sec.	@ 70 Sec.	@ 80 Sec.
1145	@ 10 Sec.	@ 20 Sec.	@ 60 Sec.	@ 90 Sec.
1150	None	@ 20 Sec.	@ 100 Sec.	@ 120 Sec.

1. Press the rocker switch to "○" Ready Ref will vibrate for two seconds and again for five seconds. (see Timing Chart above)
2. Press the rocker switch to "●" Ready Ref will vibrate for two seconds and again for five seconds. (see Timing Chart above)
3. The "Reset" push button resets the timer. Place finger on this button when teams line up and press it at the snap. Ready Ref will then only signal when needed.

# Model 1128 Football Mechanics

## Forty-Second Mechanic

1. Press the rocker switch to "●" for timing the 40-second play clock
2. At the 30-second vibration raise hand above your head, then at the 35-second vibration start a counting motion with the same hand
3. The vibration signal will last for 5 seconds to help pace the count and alert you of the delay of game when it stops
4. Press the reset button when the ball is snapped to prepare for ending the down.



## Twenty-Five Second Mechanic

1. Press rocker switch to "○" for timing the 25-second play clock
2. At the 15-second vibration raise hand above your head then at the 20-second vibration start a counting motion with the same hand
3. The vibration signal will last for 5 seconds to help pace the count and alert you of the delay of game when it stops.
4. Press the reset button when the ball is snapped to prepare for ending the down.

# Model 1150 Lacrosse Mechanics

1. Press the rocker switch to the "○" open circle position. Ready Ref will vibrate for five seconds at 20 seconds
2. Press the rocker switch to "●" white dot position. Ready Ref will vibrate at 100 seconds for two seconds then again at 120 seconds for five seconds to signal the conclusion of the time out.
3. The "Reset" push button resets the timer.

## Maintenance

1. Start each season with a new battery.
2. Protect from direct heavy rain.
3. When wet remove battery cover and battery then allow 24 hours to air dry.

**Important:** Every time you reconnect the battery, press the rocker switch to "○", and allow Ready Ref to finish one complete timing cycle thru both vibration signals until the LED cycles off. This assures your timer is operating correctly and activates the microprocessor's battery saving feature.

## Ready Ref Personal Timers

- 1128 Football – One Pre-Warning**
- 1132 Football – Two Pre-Warnings**
- 1140 NCAA Baseball – Silent**
- 1141 NFHS Baseball - Silent**
- 1145 NCAA Softball – Silent**
- 1146 NFHS Softball - Silent**
- 1150 Lacrosse – Silent**
- 1155 Lacrosse – Buzzer**
- 1190 Universal - Silent**
- 1195 Universal - Buzzer**